

Technical Specifications

Heads	Specifications
Dimension(mm)	450 x 350 x 385 (LXWXH)
Weight	9.7 Kg
Graphic display	7 inches with capacitive touch
Patient name length	24 Characters
Test result storage capacity	5000 test results
Light source	Halogen lamp 12V /20W
Photo detector	Silicon photodiode (range 300-1000nm)
Minimum Aspiration Volume	250 µL
Interface	USB, ETHERNET, GSM, Bluetooth
Spectral Range	340-630nm
Wavelength selection	Automatic via 8-position filter wheel, 6 standard interference filter, 340nm, 405nm, 505nm, 546nm, 578nm, 630nm.
Provision for optional Filters	Two
Flow cell system	18 µL flow cell with 10 mm light path, inter changeable with disposable macro, semi-micro or special optical glass cuvettes
Carry Over	Below 1% with 500 µL of Aspirated Sample.
Aspiration	With Peristaltic Pump
Printer	Graphic, Thermal printer
Power	115 to 260 VAC, 47 to 63 Hz
Power Consumption	110 W
Temperature control	25°C, 30°C, 37°C
Temperature stabilizing time	From 25°C to 37°C in 5 minutes.
Temperature Sensibility	0.1°C
Measuring Range	0-3.5 OD
Measuring Time	3 Seconds
Drift	Lower than 0.005 in OD per hour.
Photometric linearity	R ² >99%
Battery	14.8V / 5.7AH

ISO 9001 : 2015
EN ISO 13485 : 2016



AGAPPE DIAGNOSTICS LTD.

"Agappe Hills", Pattimattom (PO), Dist. Ernakulam, Kerala - 683 562, India.
TEL: + 91 484 2867000 | productcorp@agappe.in | www.agappe.com

YOUR BEST PARTNER IN DIAGNOSTICS



AGAPPE
YOUR BEST PARTNER IN DIAGNOSTICS



MISPA PLUS

Advanced Semi Automated Clinical Chemistry Analyser

YOUR BEST PARTNER IN DIAGNOSTICS

ADL/BR/PLUS/R1-05/19 Company reserves the right to change any design and technical features of the product at any time, if needed.

MISPA PLUS

Advanced Semi Automated Clinical Chemistry Analyser

EXPERTISE THROUGH EXPERIENCE & INNOVATION

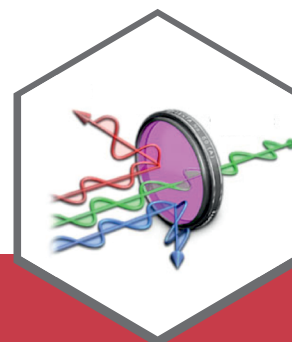
Mispa PLUS is an elegant mix of Cutting-Edge technology, Innovation and Heritage. It is equipped with state-of-the-art Penta Lens Photometry system and IOT integration, perfectly designed to deliver high accuracy and ease of use. Delivering quality is our priority. Mispa Plus offers best performance to laboratories looking towards highest efficiency with optimal operative cost.

- PENTA LENS PHOTOMETRY SYSTEM
- ERA FLOW CELL
- EMF FILTER
- ETHERNET, BLUETOOTH & GSM CONNECTIVITY FOR ONLINE SYSTEM MANAGEMENT
- BUBBLE DETECTOR
- BATTERY BACKUP
- AUTO POWER SAVER MODE
- INBUILT INCUBATOR
- 7 INCH CAPACITIVE TOUCH SCREEN DISPLAY
- AUTO POWER SAVER MODE
- MEMORY OF 5000 PATIENT RESULTS


WHEN PERFORMANCE MATTERS




Internet Of Things



Energy Matched Filter



Bubble Detector



In-Built Incubator

ENERGY MATCHED FILTER (EMF)

- Ensure long filter life
- Offers equal & stable intensity at all wavelengths for accurate estimation of test parameters.
- Offers high degree of optimization, precise and accurate results.

ERA FLOW CELL

- Ensure clear light passage for accurate and reproducible results.
- Flow cell holder quickly achieves stable temperature for optimal reaction.
- Specially designed 18uL flow cell low sipping volume.
- Low aspirating volume of 250uL is only required for the test procedure.

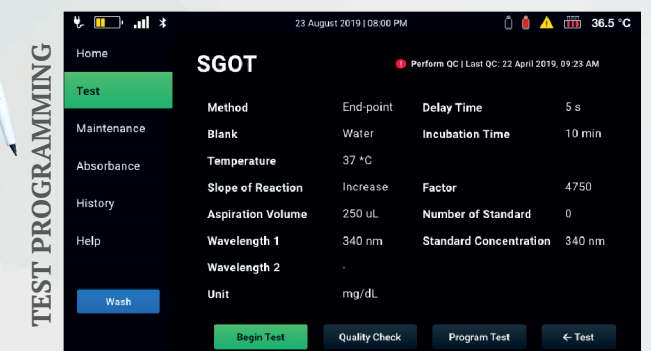
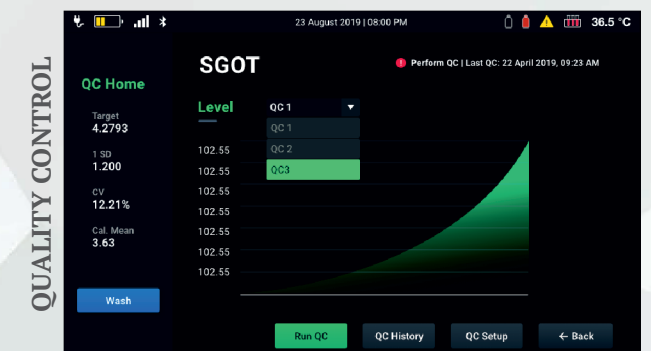
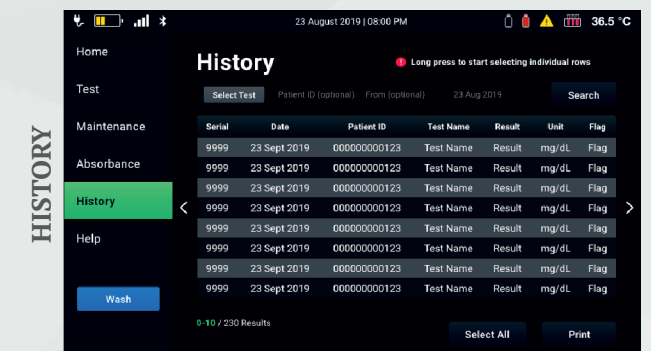
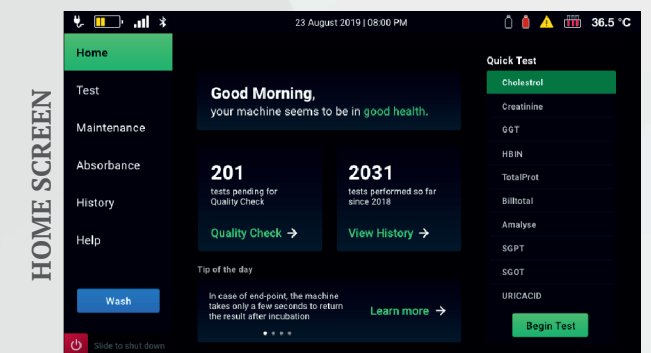
BUBBLE DETECTOR

- Eliminates error
- Ensures accurate and reliable testing result



MISPA PLUS

Advanced Semi Automated Clinical Chemistry Analyser



ENGINEERING EXCELLENCE - CASTING TRUST