



Hematology Analyzer Z5

.....
(An evolved 5-diff hematology analyzer)



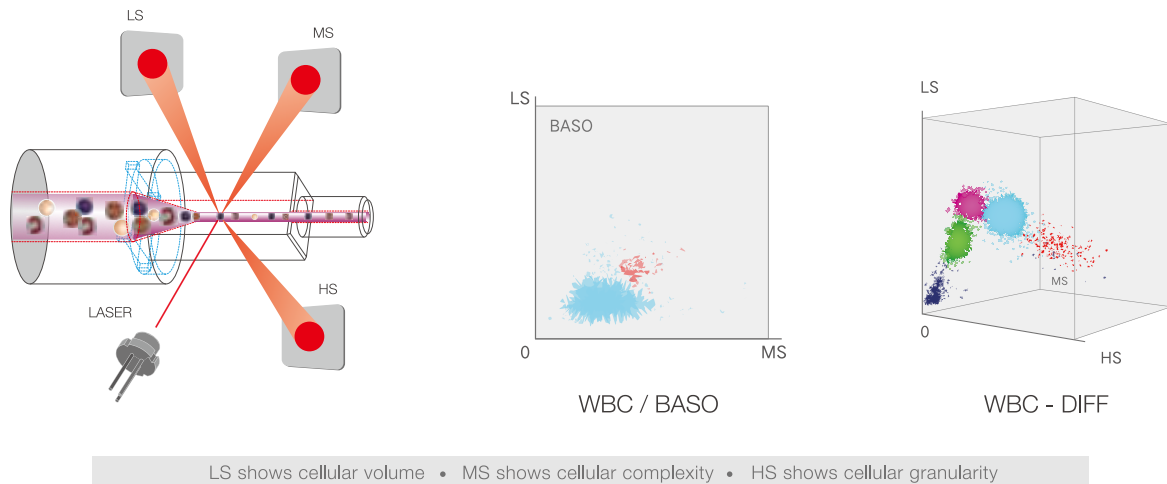
Hematology



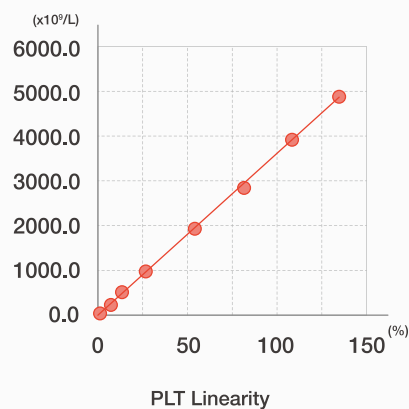
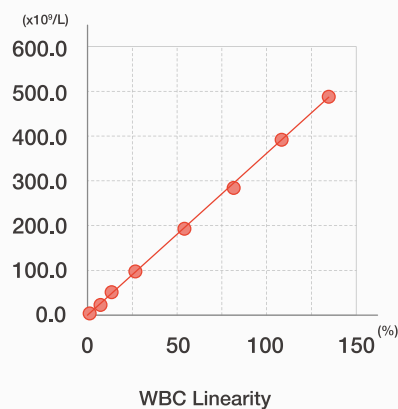
Hematology Analyzer Z5

Z5 is an evolved 5-diff hematology analyzer with compact design that eclipses traditional 5-diff hematology analyzer in the market. It is designed for upgrading your blood analysis solutions, which can provide 29 parameters, 2 scatter-grams and 2 histograms by advanced semiconductor laser scattering technology and flow cytometry. This Z5 enables beyond your expectation in small laboratory via highly integrated electronic boards, optimal hydraulic system and uncompromising performance.

Eclipse traditional 5-diff hematology analyzers



- Bring you better 5 differentiations of WBC via distinctive tri-angle laser scatter, advanced flow cytometry and chemical dye, even on high eosinophilic samples.
- Compared with WBC impedance counting channel, WBC/ BASO optical channel can deliver more confident results for basophil measurement.



- With expanded WBC and PLT linearity range, get more accurate WBC and PLT counting result and better performance with low values.

Enable all possibilities beyond your expectation

- CBC+ 5 DIFF with 25 reportable parameters and 4 research parameters
- Two histograms for RBC, PLT and one 3D-scattergram for WBC differentiation and one 2D-scattergram for WBC/ BASO counting.
- Only 18 μ L sample volume is required for venous and capillary blood test.
- One click to remove error prompt, which is more intuitive and friendly.
- Reagent monitoring varies from normal to abnormal status automatically in the software.
- Optimized liquid handing system reduces reagent consumption.

Enlighten small laboratories

- Its highly integrated circuit boards, simplified liquid path system and two build-in reagents of Lyse, all lead Z5 to a compact device which fits small labs.
- 8.4-inch touch screen brings convenience to clinicians with its wide viewing angle.
- Complete all instrument operations on the screen for user, practically eliminating the need for an external PC.
- Support over twenty kinds of intelligent flags to indicate abnormal blood cell differential and morphology.

Expanded clinical performance

Performance					
Parameter	Background	Precision		Carry-over	Linearity range
		Detection Range	CV		
WBC($\times 10^9/L$)	≤ 0.2	(7.00~15.00)	$\leq 2.0\%$	$\leq 0.5\%$	(0~500.00)
RBC($\times 10^{12}/L$)	≤ 0.02	(3.50~6.00)	$\leq 1.5\%$	$\leq 0.5\%$	(0~8.00)
HGB(g/dL)	≤ 0.1	(11~18)	$\leq 1.5\%$	$\leq 0.5\%$	(0~25)
HCT(%)/MCV(fL)	HCT ≤ 0.5	MCV:(70~120)	$\leq 0.5\%$	/	HCT:(0~67)
PLT($\times 10^9/L$)	≤ 5	(100~149)	$\leq 6.0\%$	$\leq 1.0\%$	(0~5000)
		(150~500)	$\leq 4.0\%$		

Technical Specification

Specification

Principle	Flow cytometry + tri-angle laser scatter+ chemical dye method for WBC 5-diff differential analysis and WBC counting
	Impedance method for RBC and PLT counting
	Cyanide free reagent for HGB measurement
Mode	CBC, CBC+DIFF
Throughput	60 samples per hour
Parameters	25 reportable parameters: WBC, Lym%, Mono%, Neu%, Bas%, Eos%, Lym#, Mono#, Neu#, Bas#, Eos#, RBC, HGB, HCT, MCV, MCH, MCHC, RDW-CV, RDW-SD, PLT, MPV, PCT, PDW, P-LCR, P-LCC
	4 research parameters: ALY%, ALY#, LIC%, LIC#
	3-D DIFF scatter gram, 2-D BASO scatter gram 2 histograms for RBC and PLT
Sample Mode	Whole blood, Capillary blood, Pre-diluted
Sample Volume	18 μ L
Reagent	Z5 LD Lyse, Z5 LB Lyse, Z5 DN Diluent, Probe cleanser
Calibration	Manual calibration
	Auto calibration: Fresh blood, calibrator
QC Rule	L-J, X-B, X-M, X-R
Screen	8.4-inch touch screen
Interface	4 USB port for external printer, external barcode scanner, mouse, keyboard, etc.
	1 network port, HL7 protocol, support bilateral LIS.
Storage Capacity	\geq 50,000 results including numeric and graphical information
Power Supply	(100-240) V~, 50/ 60Hz, 200 VA
Operation environment	Temperature: (10-30) $^{\circ}$ C
	Humidity: (20-85) %
	Atmospheric Pressure: (70-106) kPa
Weight	24 Kg
Dimension (mm)	230(W)* 415(D)*435 (H)



Zybio Inc.

Address: Floor 1 to Floor 4, Building 30, No.6 of Taikang Road,
Block C of Jianqiao Industrial Park, Dadukou District, Chongqing, China 400082

Tel: +86-23 6865 5509 Fax: +86-23 6869 9779

Email: info@zybio.com Website: www.zybio.com

Hematology