



SETTING THE BAR
FOR QUALITY

iFuge D06
(Doctor Centrifuge)

iFuge D06

(Doctor Centrifuge)

Quality, to be honest, is quite hard to achieve. It requires a careful amalgamation of performance, durability and user-friendliness which is unfortunately not found in every device. Cost-cutting and compromising on customer-satisfaction are quite common among the industry to boost profits. As a result, when a customer invests in a machine that he thinks will make his work easier, he ends up being disappointed by its unreliable performance and frequent hassles of maintenance and replacement of critical parts. The use of low-quality components especially the motor creates a host of issues including lackluster and unreliable power. Also, a lack of attention to detail results in significant issues like temperature rise inside the chamber which can impact highly-sensitive samples and ruin the whole batch.

That's why, Neuation's iFuge D06 spent a lot of time in the development phase before it became available for purchase. Built using the best raw materials and techniques perfected over the years, iFuge D06 enjoys a manufacturing advantage that is not found among competitors' devices. Whether it's the powerful BLDC motor or the smartly designed chamber which prevents the rise of temperature, every aspect of iFuge D06 is designed to create maximum user-satisfaction. The device is also designed to protect against the unlikeliest of circumstances. iFuge D06 takes safety to the next level by incorporating various fail-safe features to ensure that you remain safe no matter what happens. True to its promise of setting the bar for quality, iFuge D06 will elevate your usage experience and will leave you completely satisfied with its intuitiveness and its user-friendliness. Discover the power of thoughtful design.



Product Features



Can Accommodate
6/8 X 10/15 MI Tubes



Maintenance Free,
Long Life BLDC Motor




Speed Selection:
500 - 6500 RPM
(In Steps Of 100 RPM)

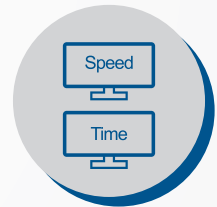


Timer Setting From
0.5 To 30 Mins &
Infinite Mode

Microprocessor Controlled
For Efficient Performance
Even Under High Loads



Digital Display With
Speed & Time Setting



Adaptors Can Be Adjusted
To Suit All Standard
Size Collection Tubes



Small Footprint -
Uses Lesser Bench Space



Product Features



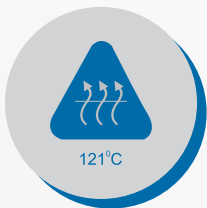
Safety Metal
Enclosure In Lid



Lid Lock Safety -
Lid Opens Automatically
Upon Run Completion



Last Run Memory
Feature For Added
Convenience.



Autoclavable Rotors

Imbalance Detection
Safety Feature With Auto
Cut Off & Error Display



Safer Low Voltage
Device (24V) - Comes With
Universal Power Supply
(95 - 230V 50/60 Hz)



Smart Airflow Design Ensures
Chamber Temperature
Rise Is Under Control



Rotor Options



Fixed angle
6 x 15ml | 3684 x g



Fixed angle
8 x 15ml | 3873 x g

Specifications

Specifications	iFuge D06
Fixed Angle Rotor (Optional Rotors)	6x15 ml(Autoclavable) - 3684g
	8x15 ml(Autoclavable - 3873g
Max RPM	6500
Motor Type	Brushless DC
Speed Setting	500 to 6500 RPM
Timer Setting	1 to 30 mins & infinite mode
Lid Lock Safety	Yes
Noise Level	< 60 dB
Imbalance Detection	Yes
Dimensions (W x D x H)	260 x 244 x 205 mm
Weight	4 kg
Adaptors (included in standard pack)	Chosen rotor with (adaptors for 5, 7 ml & 1.5/2 ml tubes -takes most standard blood collection tubes)

Ordering Information

iFuge D06		
Product Name	Cat #	Details
iFuge D06	D06-2111 EU/US/UK/AU	Doctor Centrifuge 6500 RPM / 3684 x g for 6 (autoclavable) x 15 ml
iFuge D06	D06-3111 EU/US/UK/AU	Doctor Centrifuge 6500 RPM / 3873 x g for 8 (autoclavable) x 15 ml

Accessories		
Product Name	Cat #	Details
6 Tube SS Rotor set	D06-6A	Autoclavable 6 Tube Rotor set
8 Tube SS Rotor set	D06-8A	Autoclavable 8 Tube Rotor set
Reduction Adaptors	D06-RA	Reduction Adaptor (1 unit) x Quantity
Allen Key	D06-C	Allen Key for Rotor change
Power Adaptor	D06-F-EU/UK/US/AU	Power Adaptor with specific pin type
Power Cable	C-EU/UK/US/AU	Only Power cable with specific Pin type
Rotor Nut	D06-RN	Rotor Nut for rotor fixing
Tube Holder SS	D06-SSH	SS Tube holder (1 unit) x Quantity

NEUATION
TECHNOLOGIES
 www.neuation.com

AN ISO 9001 : 2015 & ISO 13485 : 2016 CERTIFIED MFG. COMPANY

*We also execute OEM projects. Specifications can be changed without notice for quality improvement.